

Club Notes:



April 2012



The Jade Marquess contains 133 patterns, including 29 panos, a retail value of \$1475.00.

The wedding happened with no significant hitches. And, just as I told my daughter, not only would she not remember what went right or wrong, but that when it was all done, she wouldn't even care! It's a wonderful feeling when your child says, "You were right, Mom!" The little guy on Caitlin's lap is Kael, and he was the ring bearer. The little girl on Gabe's lap is Livia, and she was the flower girl who wanted to stay up with the bridesmaids after she emptied her basket. The handsome young man standing to the right is Graeme, and he ushered me, "Mother of the Bride" down the aisle, while holding his right palm over his eyes and muttering, "awkward, awkward". It was quite the do-rah! I may never wear high heels again in my life!

Next important agenda item....Birth of Aubree, Kim's granddaughter #2....it could be any day now, and can't come too soon for Kadee!

—Smiles from Janet & Kim



Panos



Pattern: 3 stooges pano 001

Archive: Jade Marquess



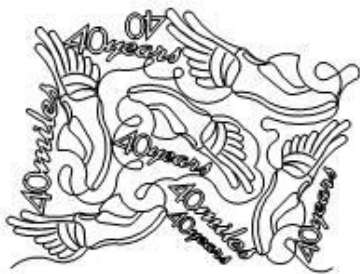
Pattern: 40 miles

Archive: Jade Marquess




Pattern: 40 miles 001

Archive: Jade Marquess




Pattern: 40 miles pano

Archive: Jade Marquess



Pattern: atomic pano 003

Archive: Jade Marquess



Pattern: baby animals 003

Archive: Jade Marquess



Pattern: bear in trees 002

Archive: Jade Marquess



Pattern: candler pano

Archive: Jade Marquess




Pattern: county fair pano 001

Archive: Jade Marquess




Pattern: cowboy pano 003

Archive: Jade Marquess




Pattern: fire academy pano 002

Archive: Jade Marquess



Pattern: football 49ers pano


Archive: Jade Marquess




Pattern: football raiders pano
Archive: Jade Marquess




Pattern: go sox pano 001
Archive: Jade Marquess




Pattern: hanging monkeys 002
Archive: Jade Marquess



Pattern: heart pano 003
Archive: Jade Marquess



Pattern: hearts loops daisy pano
Archive: Jade Marquess



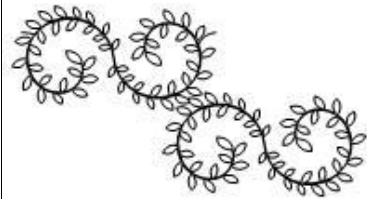
Pattern: hockey blues
Archive: Jade Marquess



Pattern: ian pano 001
Archive: Jade Marquess



Pattern: james pano 001
Archive: Jade Marquess



Pattern: leafy swirl pano 001
Archive: Jade Marquess




Pattern: mary reese pano
Archive: Jade Marquess



Pattern: raccoon pano 001
Archive: Jade Marquess



Pattern: safari elephant pano 002
Archive: Jade Marquess




Pattern: shirley pano alt ns 001
Archive: Jade Marquess



Pattern: spring pano 001sq
Archive: Jade Marquess



Pattern: steven pano 001
Archive: Jade Marquess



Pattern: swing pano 001 alt
Archive: Jade Marquess



Pattern: wilmas garden rabbit
Archive: Jade Marquess

Panos Cont.



<http://www.sugarconference.com>

Statler Users: Registration is still open and there are still a lot of great classes available. The Vendor Mall is **sold out**, so there'll be lots of shopping, too!

For those Statler owners still planning to attend the SUGAR conference, please note that the Statler Banquet is included in the Student Registration Fee of \$425.00, so don't purchase a Statler Banquet ticket or a meal package unless it's for a traveling companion who is not also registered for the conference.

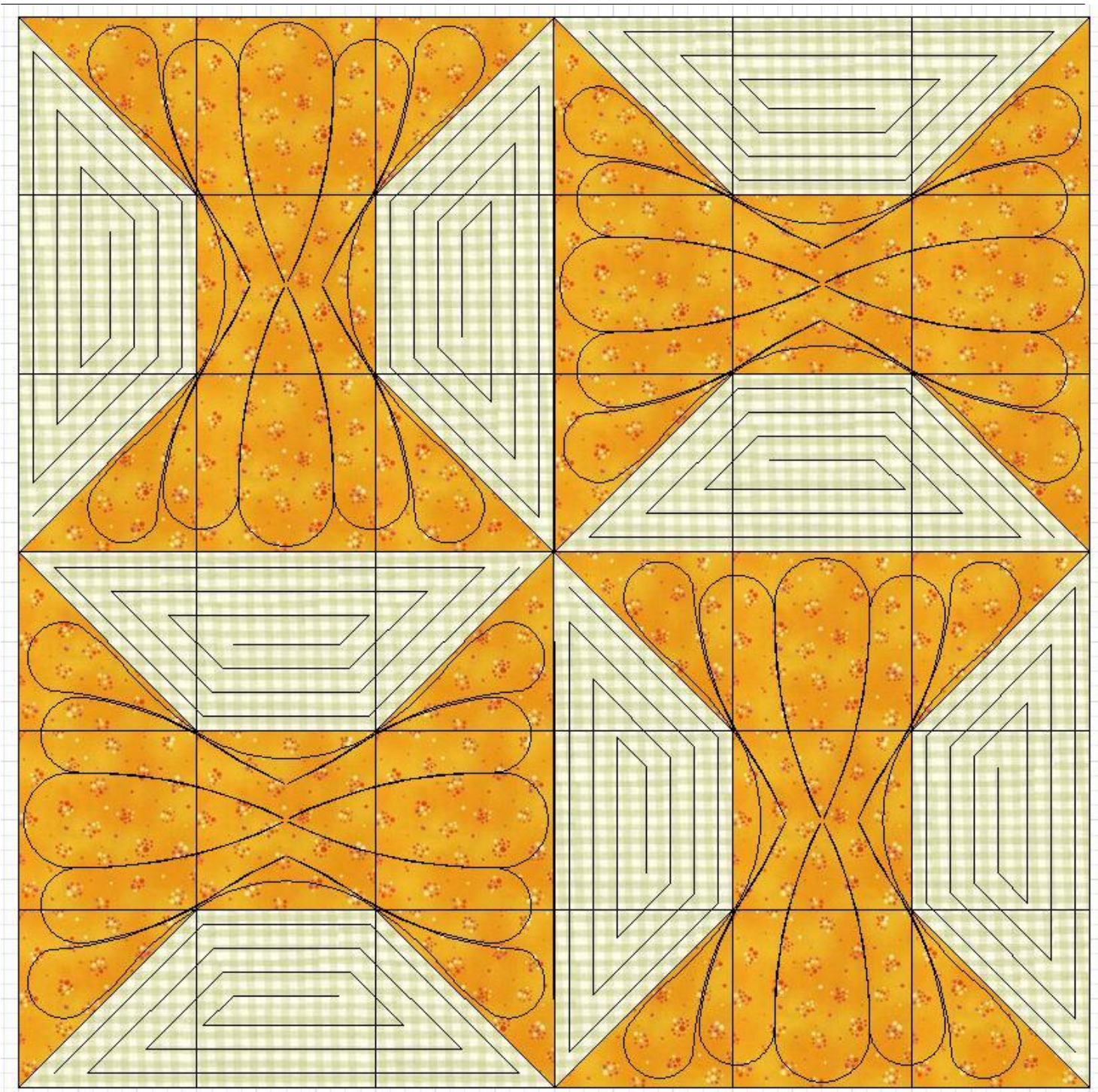
Also, the host hotel is getting close to full, however, there are two other hotels across the parking lot (The Drury Inn and La Quinta). So, if you can't get a room at the Holiday Inn Expo Center, there are other accommodation options nearby. Accommodations are NOT included in the student registration fee.





Feather Swag Border 004
Feather Swag Brd Crn 004

Crown Jewels Club member,
Ann Schuh, needed feathers for
this Bali Wedding Star Quilt.



There are 4 patterns in this month's archive which are designed for the traditional spool block.


Spool block 001.....quilts the entire block with one thread color.

Spool block 002.....quilts only the spool, but not the background.

Spool block 003.....quilts only one side of the background (in case your customer's piecing is a bit wonky)

Spool block 004.....quilts both sides of the background (in case your customer's piecing is fantastic)

The Esme Collection



These patterns are especially designed to work on small blocks, or in multiples of four in large blocks.

The Braille Alphabet Quilt

Assembling the materials for this quilt:

(2 yards background fabric) Cut into 11.5 x width of fabric. Seam end to end, and harvest 6 strips 11.5" x 55.5"

(Assorted scraps or fat quarters for letters)


This is not a large quilt, so you can probably pull from your scrap bin for the appliqué bits. Remember that color is less important than texture for the Braille quilt. Choose minkie, or corduroy....anything with texture.

(1 1/2 yard contrast for sashing)

Although you will piece the horizontal sashing pieces into your whole cloth before you load it onto your longarm, the vertical sashing pieces are raw edge appliquéd; so you'll need fabric for those vertical sashing pieces, but don't cut those into 1.5" strips. You'll need to let it quilt and then trim close to the stitching line.

We recommend that you do the raw edge appliqué using 14 stitches per inch.

The Braille Alphabet Quilt



Piece the "whole cloth"

- 1st: Prepare 5 pieces of your background fabric at 11.5" by 55.5"
- 2nd; Cut 6 sashing pieces 1.5" by 55.5"
- 3rd: Assemble top according to the picture above.
- 4th: Load on longarm with horizontal sashing parallel to pick up roller.



Beginning with Row #1, the pattern actually raw edge appliques the vertical sashing pieces for the entire row. Then, it quilts out the circles in each block, starting with the block on the far right (letter F) and finishing with the circles in the block on the far left (letter A). Then, it pauses and prompts you to lay down the applique fabric for the first block (Letter A), and then it raw edge appliques that letter. Repeats through all of the letters in the first row. You can trim as you go, or unload the quilt after all the rows are done and trim in the comfort of your chair.


Advance your fabric, and select row #2. Repeat as above.

Favorite Longarm Supplies Vendors:

We've had many questions from new longarm quilters about the best places to buy their supplies. So, we thought we'd provide a list of our favorite vendors. This is not an exclusive list....you may already have other vendors who take care of your longarm supply needs...and we're not trying to convert anybody.

Superior Thread: I buy King Tut Thread in the 2000 yard cones, although they have poly thread as well. They sell wholesale only, so you'll need your sales tax certificate to set up an account. They have an amazing selection of thread. They have fabulous customer service and an easy online account set up process. They also ship internationally! <http://www.superiorthreads.com>

Checker Distributing: Wholesale Only.....I have rarely looked in vain for anything quilt related on their site. Shopping for supplies can be addicting! Shipping is charged on large items, but not on items such as pins, needles, thread, books, scissors, or most other notions. They do charge shipping on bolts of fabric, luggage, cutting mats, Ott Lights, etc.
<http://www.checkerdist.com>

 **SouthStar Supply Company:** They have scissors, snips & holsters, bobbins, pattern making supplies, rotary cutters, mats, knives, sharpeners, notions, needles, pins, ergonomics, safety, & handling supplies, steamers, machine oil, spot lifters, silicone.....and they are very nice people to work with. <http://www.southstarsupply.com>

Quilter's Dream Batting: I have pretty much stopped purchasing rolls of batting. I find it easier to maintain an accurate inventory of batting, and it stores well. Unlike some packaged batting, I don't find that the QD batting is distorted, and so it doesn't require a trip through my dryer before I can use it. Some of my best friends who also have longarm quilting businesses stock packaged batting as well as batting on a roll. We agree that these people are easy to work with!
<http://www.quiltersdreambatting.com>

Quilted Memories: This Hobbs Batting distributor is only a quick phone call away. She ships UPS or Fed Ex. UPS costs a bit more, but since they'll put my packages inside my garage rather than leaving it out on my front porch, I don't mind that extra cost. This lady (Lyn Heilman) makes it happen! When I find myself in a batting crunch, she's there for me! Just gotta love that! (Plus she provided all the classroom batting for the SUGAR 2010 Conference this past summer). <http://www.quiltedmemoriesllc.com>

Virginia Longarm: I buy the dress bag and the 3-sided zipper totes to deliver my quilts to customer. They bring their next quilt to me in their bag. When I arrive at our guild meetings, laden with my purple bags, people say it looks like Christmas. Their quilts stay clean and it adds a little extra class and professionalism to my business.
<http://www.virginialongarm.com> or call toll free at 855-566-4276.